






1 (Dnmt1), s DNA  
 4;  
 I  
 DNA  
 s ( GCs),  
 I  
 s  
 GCs  
 (( -4 )3389.5( ( 6( 125 ) 1 ) ( , s , 12)14.-31 , -1329 D ( )-1.2(16-5.2( 3443( -41-13.)-0.



## 2. DNA methylation reprogramming in primordial germ cells




§ § 24 27. § EG § E §  
§ EG § §  
§ § 28,29. I §  
§ GCs §  
GCs E16.5 ( § et al. 2012, § §  
) I § GCs §  
I § § § § DNA  
§ GCs § §

85 CG 30 7,52,60.


### 3. DNA methylation reprogramming in the zygote

DNA (1).  
DNA;  
DNA 61,62.  
5 C  
DNA, DNMT 1, 63.  
I 5 C 61,64,65;  
5 C







## 5. DNA methylation: a vital regulator of the mammalian life cycle?



30, 15.6(9668, 133.2(1)26.7(1)0182, (1)1,8(1)19.2(7(s)9)1134(3(s)9)12.11(s)9980.2(1)12.1(-)0-1.329 D5(47714.4... 7(s), 2



## References

1. Hemberger M, Dean W, Reik W. 2009 Epigenetic dynamics of stem cells and cell lineage commitment: digging Waddington's canal. *Nat. Rev. Mol. Cell Biol.* , 526–537. (doi:10.1038/nrm2727)
2. Bostick M, Kim JK, Esteve P-O, Clark A, Pradhan S, Jacobsen SE. 2007 UHRF1 plays a role in maintaining DNA methylation in mammalian cells. *Science* **317**, 1760–1764. (doi:10.1126/science.1147939)
3. Sharif J et al. 2007 The SRA protein Np95 mediates epigenetic inheritance by recruiting Dnmt1 to methylated DNA. *Nature* **45** , 908–912. (doi:10.1038/nature06397)
4. Li E, Bestor TH, Jaenisch R. 1992 Targeted mutation of the DNA methyltransferase gene results in embryonic lethality. *Cell* **9**, 915–926. (doi:10.1016/0092-8674(92)90611-F)
5. Zhu J-K. 2009 Active DNA demethylation mediated by DNA glycosylases. *Annu. Rev. Genet.* **43**, 143–166. (doi:10.1146/annurev-genet-102108-134205)
6. Branco MR, Ficz G, Reik W. 2011 Uncovering the role of 5-hydroxymethylcytosine in the epigenome. *Nat. Rev. Genet.* **3**, 7–13. (doi:10.1038/nrn3125)
7. Popp C, Dean W, Feng S, Cokus SJ, Andrews S, Pellegrini M, Jacobsen SE, Reik W. 2010 Genome-wide erasure of DNA methylation in mouse. *Development* **137**, 3783–3792. (doi:10.1242/dev.045111)



32. Morgan HD, Dean W, Coker HA, Reik W, Petersen-Mahrt SK. 2004 Activation-induced cytidine deaminase deaminates 5-methylcytosine in DNA and is expressed in pluripotent tissues: implications for epigenetic reprogramming. *J. Biol. Chem.* **279**, 52 353–52 360. (doi:10.1074/jbc.M407695200)
33. Frauer C, Hoffmann T, Bultmann S, Casa V, Cardoso MC, Antes I, Leonhardt H, Xu S-y. 2011 Recognition of 5-hydroxymethylcytosine by the Uhrf1 SRA domain. *PLoS ONE* **6**, e21306. (doi:10.1371/journal.pone.0021306)
34. Guo JU, Su Y, Zhong C, Ming G-L, Song H. 2011 Hydroxylation of 5-methylcytosine by TET1 promotes active DNA demethylation in the adult brain. *Cell*, **45**, 423–434. (doi:10.1016/j.cell.2011.03.022)
35. Nabel CS, Jia H, Ye Y, Shen L, Goldschmidt HL, Stivers JT, Zhang Y, Kohli RM 2012 AID/APOBEC deaminases disfavor modified cytosines implicated in DNA demethylation. *Nat. Chem. Biol.* **8**, 751–758. (doi:10.1038/nchembio.1042)
36. Rangam G, Schmitz K-M, Cobb AJA, Petersen-Mahrt SK. 2012 AID enzymatic activity is inversely proportional to the size of cytosine C5 orbital cloud. *PLoS ONE* **7**, e43279. (doi:10.1371/journal.pone.0043279)
37. He Y-F et al. 2011 Tet-mediated formation of 5-carboxylcytosine and its excision by TDG in mammalian DNA. *Science* **333**, 1303–1307. (doi:10.1126/science.1210944)
38. Ito S, Shen L, Dai Q, Wu SC, Collins LB, Swenberg JA, He C, Zhang Y. 2011 Tet proteins can convert 5-methylcytosine to 5-formylcytosine and 5-carboxylcytosine. *Science* **333**, 1300–1303. (doi:10.1126/science.1210597)
39. Maiti A, Drohat AC. 2011 Thymine DNA glycosylase can rapidly excise 5-formylcytosine and 5-carboxylcytosine: potential implications for active demethylation of cpg sites. *J. Biol. Chem.* **286**, 35 334–35 338. (doi:10.1074/jbc.C111.284620)
40. Cortázar D et al. 2011 Embryonic lethal phenotype reveals a function of TDG in maintaining epigenetic stability. *Nature* **47**, 419–423. (doi:10.1038/nature09672)
41. Hajkova P, Jeffries SJ, Lee C, Miller N, Jackson SP, Surani MA. 2010 Genome-wide reprogramming in the mouse germ line entails the base excision repair pathway. *Science* **329**, 78–82. (doi:10.1126/science.1187945)
42. Saitou M, Kagiwada S, Kurimoto K. 2011 Epigenetic reprogramming in mouse pre-implantation development and primordial germ cells. *Development*, **39**, 15–31. (doi:10.1242/dev.050849)
43. Hackett JA, Zyllicz JJ, Surani MA. 2012 Parallel mechanisms of epigenetic reprogramming in the germline. *Trends Genet.* **28**, 164–174. (doi:10.1016/j.tig.2012.01.005)
44. Davis TL, Trasler JM, Moss SB, Yang GJ, Bartolomei MS. 1999 Acquisition of the H19 methylation imprint occurs differentially on the parental alleles during spermatogenesis. *Genomics* **58**, 18–28. (doi:10.1006/geno.1999.5813)
45. Davis TL, Yang GJ, McCarrey JR, Bartolomei MS. 2000 The H19 methylation imprint is erased and re-established differentially on the parental alleles during male germ cell development. *Hum. Mol. Genet.* **9**, 2885–2894. (doi:10.1093/hmg/9.19.2885)
46. Ueda T et al. 2000 The paternal methylation imprint of the mouse H19 locus is acquired in the gonocyte stage during foetal testis development. *Genes Cells* **5**, 649–659. (doi:10.1046/j.1365-2443.2000.00351.x)
47. Kato Y et al. 2007 Role of the Dnmt3 family in de novo methylation of imprinted and repetitiveTJ0Tc-8.554-1.9.no53L-8.5545spermatogmandgerK/a8.5545smaimprint of the mouse

72. Okada Y, Yamagata K, Hong K, Wakayama T, Zhang Y. 2010 A role for the elongator complex in zygotic paternal genome demethylation. *Nature* **463**, 554–558. (doi:10.1038/nature08732)
73. Creppe C, Buschbeck M. 2011 Elongator: an ancestral complex driving transcription and migration through protein acetylation. *J. Biomed. Biotechnol.* **2**, 1–8. (doi:10.1155/2011/924898)
74. Li Q, Fazly AM, Zhou H, Huang S, Zhang Z, Stillman B. 2009 The elongator complex interacts with PCNA and modulates transcriptional silencing and sensitivity to DNA damage agents. *PLoS Genet.* **5**, e1000684. (doi:10.1371/journal.pgen.1000684)
75. Wossidlo M et al. 2011 5-Hydroxymethylcytosine in the mammalian zygote is linked with epigenetic reprogramming. *Nat. Commun.* **2**, 241–248. (doi:10.1038/ncomms1240)
76. Inoue A, Zhang Y. 2011 Replication-dependent loss of 5-hydroxymethylcytosine in mouse preimplantation embryos. *Science* **334**, 194. (doi:10.1126/science.1212483)
77. Inoue A, Shen L, Dai Q, He C, Zhang Y. 2011 Generation and replication-dependent dilution of 5fC and 5caC during mouse preimplantation development. *Cell Res.* **2**, 1670–1676. (doi:10.1038/cr.2011.189)
78. Schiesser S et al. 2012 Mechanism and stem-cell activity of 5-carboxycytosine decarboxylation determined by isotope tracing. *Angew. Chem. Int.* **5**, 6516–6520. (doi:10.1002/anie.201202583)
79. Yildirim O, Li R, Hung J-H, Chen PB, Dong X, Ee L-S, Weng Z, Rando OJ, Fazio TG. 2011 Mbd3/NURD complex regulates expression of 5-hydroxymethylcytosine marked genes in embryonic stem cells. *Cell* **47**, 1498–1510. (doi:10.1016/j.cell.2011.11.054)
80. Huang Y, Pastor WA, Shen Y, Tahiliani M, Liu DR, Rao A. 2010 The behaviour of 5-hydroxymethylcytosine in bisulfite sequencing. *PLoS ONE* **5**, e8888. (doi:10.1371/journal.pone.0008888)
81. Booth MJ, Branco MR, Ficz G, Oxley D, Krueger F, Reik W, Balasubramanian S. 2012 Quantitative sequencing of 5-methylcytosine and 5-hydroxymethylcytosine at single-base resolution. *Science* **336**, 934–937. (doi:10.1126/science.1220671)
82. Yu M et al. 2012 Base-resolution analysis of 5-hydroxymethylcytosine in the mammalian genome. *Cell* **49**, 1368–1380. (doi:10.1016/j.cell.2012.04.02)
83. Payer B et al. 2003 Stella is a maternal effect gene required for normal early development in mice. *Curr. Biol.* **3**, 2110–2117. (doi:10.1016/j.cub.2003.11.026)
84. Nakamura T et al. 2007 PGC7/Stella protects against DNA demethylation in early embryogenesis. *Nat. Cell Biol.* **9**, 64–71. (doi:10.1038/ncb1519)
85. Santos F, Peters AH, Otte AP, Reik W, Dean W. 2005 Dynamic chromatin modifications characterise the first cell cycle in mouse embryos. *Dev. Biol.* **28**, 225–236. (doi:10.1016/j.ydbio.2005.01.025)
86. Nakamura T et al. 2012 PGC7 binds histone H3K9me2 to protect against conversion of 5mC to 5hmC in early embryos. *Nature* **486**, 415–419.
87. Johnson MH, Ziomek CA. 1981 The foundation of two distinct cell lineages within the mouse morula. *Cell* **24**, 71–80. (doi:10.1016/0092-8674(81)90502-X)
88. Ng RK, Dean W, Dawson C, Lucifero D, Madeja Z, Reik W, Hemberger M. 2008 Epigenetic restriction of embryonic cell lineage fate by methylation of Elf5. *Nat. Cell Biol.* **10**, 1280–1290. (doi:10.1038/ncb1786)
89. Borgel J, Guibert S, Li Y, Chiba H, Schübeler D, Sasaki H, Forné

of pluripotent stem cells by defined factors is greatly improved by small-molecule compounds. *Nat. Biotechnol.* **26**, 795–797.